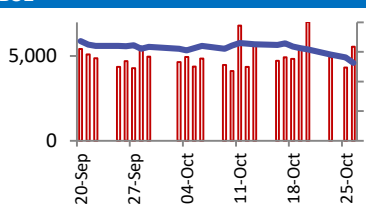
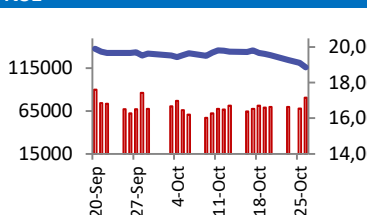


BSE		NSE																																											
	<table border="1"> <tr><td>70,000</td><td>Open</td><td>63774</td></tr> <tr><td>65,000</td><td>High</td><td>63774</td></tr> <tr><td>60,000</td><td>Low</td><td>63093</td></tr> <tr><td>55,000</td><td>Close</td><td>63148</td></tr> <tr><td>50,000</td><td>Change</td><td>-901</td></tr> <tr><td></td><td>Volume (Lacs)</td><td>6318</td></tr> <tr><td></td><td>Turnover (Rs.inCr)</td><td>5549</td></tr> </table>	70,000	Open	63774	65,000	High	63774	60,000	Low	63093	55,000	Close	63148	50,000	Change	-901		Volume (Lacs)	6318		Turnover (Rs.inCr)	5549		<table border="1"> <tr><td>20,000</td><td>Open</td><td>19027</td></tr> <tr><td>18,000</td><td>High</td><td>19042</td></tr> <tr><td>16,000</td><td>Low</td><td>18838</td></tr> <tr><td>14,000</td><td>Close</td><td>18857</td></tr> <tr><td></td><td>Change</td><td>-265</td></tr> <tr><td></td><td>Volume(Lacs)</td><td>39272</td></tr> <tr><td></td><td>Turnover(Rs.in Cr)</td><td>80705</td></tr> </table>	20,000	Open	19027	18,000	High	19042	16,000	Low	18838	14,000	Close	18857		Change	-265		Volume(Lacs)	39272		Turnover(Rs.in Cr)	80705
70,000	Open	63774																																											
65,000	High	63774																																											
60,000	Low	63093																																											
55,000	Close	63148																																											
50,000	Change	-901																																											
	Volume (Lacs)	6318																																											
	Turnover (Rs.inCr)	5549																																											
20,000	Open	19027																																											
18,000	High	19042																																											
16,000	Low	18838																																											
14,000	Close	18857																																											
	Change	-265																																											
	Volume(Lacs)	39272																																											
	Turnover(Rs.in Cr)	80705																																											

World Markets	Current	Previous	Pt. Chg	Var(%)
Dow	32784	33036	(252)	-0.8%
Dow Futures	32992	32876	116	0.4%
Nasdaq	12596	12821	(226)	-1.8%
FTSE	7355	7414	(60)	-0.8%
Nikkei	31079	30602	477	1.6%
Hang Seng	17283	17045	238	1.4%
Gift Nifty	18991	18913	78	0.4%
Straits Singapore	3076	3071	4	0.1%
South Korea	2317	2299	18	0.8%
Taiwan	16183	16074	109	0.7%
Shanghai	3000	2988	12	0.4%

Commodity Prices	Current	Previous	Pt. Chg	Var(%)
Copper (\$/MT)	7986	8032	(46.5)	-0.6%
Alumin (\$/MT)	2198	2219	(21.5)	-1.0%
Zinc (\$/MT)	2435	2480	(45.0)	-1.8%
Brent Crude (\$/bbl)	89.0	87.9	1.0	1.2%
Gold (\$/Ounce)	1988	1985	3.5	0.2%
Silver (\$/Ounce)	22.9	22.8	0.1	0.3%
Light Crude (\$/bbl)	84.2	83.2	1.0	1.1%
N G (\$/mmbtu)	3.3	3.2	0.1	1.9%
Sugar (\$/MT)	734.2	746.6	(12.4)	-1.7%
Rubber (Rs./kg)	152.0	152.0	0.0	0.0%
Baltic Dry Index	1662	1832	(170.0)	-9.3%

Currency Exchange Rate	Current	Previous	Var(%)
Rs./ \$ rate	83.23	83.19	0.05%
Rs./ Euro	87.77	87.92	-0.18%
Rs./ Chinese Yuan	11.38	11.38	0.01%
Yen / \$ rate	150.18	150.40	-0.15%
\$ US/Euro	1.06	1.06	0.01%

Dollar Index	Current	Previous	Var(%)
Dollar Index	106.54	106.60	-0.06%

Support/ Resistance Levels for Today		
	Nifty	Bank Nifty Fut
Support 1	18780	42100
Support 2	18670	41940
Resistance	19000	42500

Securities in Ban For Trade	
NIL	

### Market Review

**US:** The US stock market ended lower on Thursday dragged by tech shares amid mixed quarterly earnings. The tech-heavy Nasdaq suffered the biggest percentage drop on cloudy earnings guidance and signs of economic resiliency that could lead the Federal Reserve to keep interest rates higher for longer than expected.

**Asia:** Asian markets rebounded to trade higher on Friday as investors weighed on key economic data in the region.

**India:** The domestic equity market suffered steep losses on Thursday with the benchmark indices ending lower for the sixth consecutive session amid multiple headwinds. **Market is expected to open on a flattish note and likely to witness range bound move during the day.**

**Global Economy:** Profits at China's industrial firms extended gains for a second month in September, adding to signs of a stabilising economy as the authorities launched a burst of supportive policy measures. The 11.9% YoY rise came on the back of a surprise 17.2% gain in August, and follows stronger-than-expected industrial and consumption activity over September. For the first nine months, profits slid 9% from a year earlier, narrowing from a 11.7% decline in the first eight months.

The U.S. economy grew almost 5% in the third quarter, again defying dire warnings of a recession, as higher wages from a tight labor market helped to fuel consumer spending and businesses restocked at a brisk clip to meet the strong demand. The fastest growth pace in nearly two years spurred by a rebound in residential investment after contracting for nine straight quarters.

**Commodities:** Gold prices flitted in a range-bound trade on Friday as traders weighed the repercussions of the Middle East conflict against expectations that U.S. interest rates would stay higher for longer after the economy's upbeat performance last quarter.

Oil prices rose on Friday, regaining ground after tumbling more than \$2 a barrel in the previous session as concerns of a wider Middle East conflict eased while the United States, the world's biggest oil consumer, showed signs of weakening demand.

**Currency:** The dollar was headed for a weekly gain on Friday, aided by solid U.S. growth figures that bolstered the case for higher-for-longer interest rates, while the yen hovered on the weaker side of 150 per dollar ahead of a key policy meeting next week.

FII Derivative Transactions (Rs. Cr)

Contracts	Purchase		Sell		Net Value	Open Interest (OI)		OI (Previous day)		Change	
	Contract	Value	Contract	Value		Contract	Value	Contract	Value	Contract	Value
Index Future	121332	9311	158349	12716	(3405)	194336	15621	194442	15671	(106)	(50)
Index Option	37888944	2781898	38599454	2829781	(47883)	3017829	244562	5243279	416697	(2225450)	(172135)
Stock Future	495439	37493	578735	44196	(6703)	2234946	167901	2394605	182556	(159659)	(14655)
Stock Option	40622	3296	48204	4112	(816)	26180	1936	157336	12328	(131156)	(10392)
<b>Total</b>	<b>38546337</b>	<b>2831998</b>	<b>39384742</b>	<b>2890805</b>	<b>(58807)</b>	<b>5473291</b>	<b>430020</b>	<b>7989662</b>	<b>627252</b>	<b>(2516371)</b>	<b>(197232)</b>

FII All Activity-BBG (Rs Cr)	Buy	Sell	Net
18-Oct-23	9562	11552	(1990)
19-Oct-23	10243	11195	(952)
20-Oct-23	14940	13138	1802
23-Oct-23	8243	7833	410
25-Oct-23	9128	13153	(4025)
<b>Month to date-Oct</b>	<b>155054</b>	<b>166146</b>	<b>-11091</b>
FII (Prov.) (Rs Cr)	Buy	Sell	Net
19-Oct-23	10102	11196	(1093)
20-Oct-23	13646	13189	456
23-Oct-23	8230	7978	252
25-Oct-23	9076	13312	(4237)
26-Oct-23	10239	17942	(7703)
<b>Month to date- Oct</b>	<b>157745</b>	<b>184614</b>	<b>(26869)</b>
DII (Prov.) (Rs. Cr)	Buy	Sell	Net
19-Oct-23	7250	6514	736
20-Oct-23	6871	6862	9
23-Oct-23	8023	6911	1112
25-Oct-23	9639	6069	3569
26-Oct-23	13601	7042	6558
<b>Month to date-Oct</b>	<b>142567</b>	<b>116296</b>	<b>26272</b>
FII Debt - BBG (Rs. Cr)	Buy	Sell	Net
18-Oct-23	715	325	389
19-Oct-23	850	866	(16)
20-Oct-23	830	167	663
23-Oct-23	141	271	(129)
25-Oct-23	241	266	(24)
<b>Month to date-Oct</b>	<b>15308</b>	<b>9892</b>	<b>5417</b>

Market Breadth	BSE		NSE	
	No.	%	No.	%
Advance	1330	35%	924	37%
Decline	2335	61%	1509	60%
Unchanged	135	4%	85	3%

Market Turnover	26-Oct	25-Oct	Var (%)
BSE Cash	5549	4331	28%
NSE Cash	80705	68056	19%
NSE Futures	289323	263185	10%
NSE Options	56111364	33667310	67%
Total (Rs.Cr)	56486940	34002883	66%

Volatility Index	26-Oct	25-Oct
Volatility Index	11.73	11.31

Index PE - TTM	26-Oct	Yr. High	Yr. Low
Sensex	22.2	26.0	21.8
Nifty	20.6	24.2	20.0

Corporate News

**Unilever plans cut in soap and detergent prices to wash off local players' gains**

The company will cut product prices in India in a few categories, such as soaps and laundry, to pass on the benefits of lower commodity prices, boost volumes and compete with local entrant. The maker of Lux soap and Surf Excel detergent also said the Indian market is seeing a gradual recovery, led by urban areas, but the rural market has remained subdued. (ET)

**Titan set to launch an invite-only jewellery store with minimum ticket size of Rs 10 lakh**

Titan Company Limited is all set to launch an invite-only retail store which will sell luxury jewellery with a minimum ticket size of ₹10 lakh. The move comes as India's consumer companies rush to premiumise to tap into the strong demand at the higher end of the consumer discretionary market. (ET)

**Adani looks to raise \$4 billion to build low-cost green hydrogen factories**

The Adani Group is seeking to raise \$4 billion to help develop manufacturing plants that would produce low-cost green hydrogen. Adani New Industries, a unit of flagship Adani Enterprises, will take the lead raising the money from domestic and international banks and is in early stage talks with several lenders. (MC)

Economy

**India cuts floor price for basmati rice exports**

The government has agreed to bring down the minimum export price (MEP) of basmati rice from \$1200 per tonne to \$950 per tonne, bringing much relief to exporters worried they might lose their share of global exports to Pakistan, which also produces the aromatic long grain. (ET)

International

**Buffett's Berkshire is sued by Haslam family over Pilot truck stop takeover**

Warren Buffett's Berkshire Hathaway is being sued by the billionaire Haslam family, which accused the conglomerate of using improper accounting to devalue its remaining 20% stake in Pilot Travel Centers, the largest U.S. truck stop operator. (Inv)

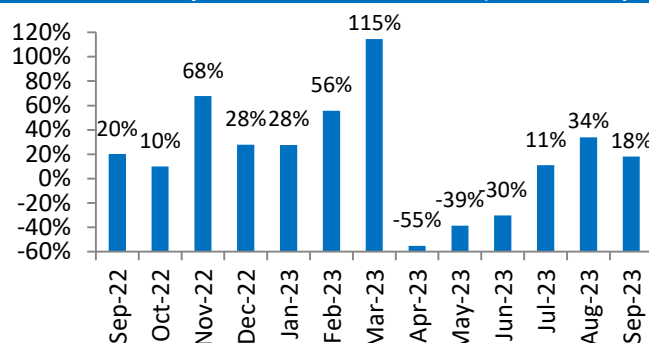
Top 5 Nifty Gainers	26-Oct	25-Oct	Var(%)
AXISBANK	972	955	1.7%
ITC	434	433	0.4%
HCLTECH	1232	1229	0.2%
ADANIPTS	770	769	0.2%
INDUSINDBK	1415	1413	0.1%
Top 5 Nifty Losers	26-Oct	25-Oct	Var(%)
M&M	1506	1569	-4.0%
BAJFINANCE	7422	7694	-3.5%
UPL	561	580	-3.3%
ASIANPAINT	2960	3061	-3.3%
BAJAJFINSV	1560	1611	-3.2%

BSE Index Watch	Last	1 day	1 wk	1 mth	1 yr
SENSEX	63148	-1.4%	-4.1%	-4.5%	5.7%
MIDCAP	30592	-1.1%	-5.1%	-5.3%	21.6%
SMLCAP	36205	-0.3%	-5.9%	-3.4%	25.4%
AUTO	36234	-1.8%	-3.4%	-1.8%	21.8%
BANKEK	47692	-1.0%	-3.4%	-4.8%	0.6%
Capital Goods	45133	-1.0%	-5.4%	-4.4%	37.5%
FMCG	18392	-0.4%	-3.1%	-2.8%	14.7%
Health Care	26981	-1.2%	-4.8%	-3.9%	13.5%
IT	30645	-0.8%	-4.5%	-6.4%	6.4%
METAL	22113	-1.5%	-6.1%	-3.2%	14.8%
Oil & Gas	17850	-1.5%	-6.1%	-5.7%	-6.6%
Power	4317	0.3%	-4.5%	-6.9%	-10.5%
Realty	4548	-1.2%	-6.2%	-1.3%	30.4%

NSE USD Futures	26-Oct	25-Oct	Var (%)
Oct Expiry (Rs./\$)	83.26	83.18	0.1%
Nov Expiry (Rs./\$)	83.27	83.19	0.1%
Total Turnover (Rs. Crore)	50462	33522	51%

Sectors	TTM PE
Auto	32.89
Auto Ancillary	42.69
Banking	14.86
Engineering	43.6
Cement	77.1
Diamonds & Jewellery	38.57
Housing Finance	20.42
Infrastructure & Const	28.84
Metals-Aluminium	35.72
Metal - Steel	13.11
Oil Expl.	14.61
Pharma	7.77
Power – Gen. Supp.	40.77
Information Tech.	15.83
Sugar	11.36
Telecom Serv. Prov.	157.43
Tyres	33.17

### Atul Auto Monthly Volume Growth (Source:Company)



10 year G-Sec Yield	Current	Previous	Change
US	4.85%	4.84%	1 bps
Japan	0.88%	0.88%	0 bps
India	7.37%	7.34%	3 bps
UK	4.60%	4.61%	(1) bps
Libor 3 Mths	5.65%	5.64%	1 bps

Indian Eco Data	Current	Previous	Var(%)
Forex Reserve (US\$ in bn)	525	528	-0.7%
Inflation – WPI	-0.26%	-0.52%	26 bps
Inflation – CPI	5.02%	6.83%	(181) bps

India GDP	Q4FY23	Q4FY22	Var(%)
Growth	8.00%	6.06%	194 bps

Monetary Policy	Current	Previous	Change
Repo Rate	6.50%	6.50%	0 bps
Reverse Repo Rate	3.35%	3.35%	0 bps
CRR	4.50%	4.50%	0 bps
O/S Banking System Liquidity (Rs bn)	-1209	-1118	(91.4)

IIP Growth %	Aug-23	Aug-22	YTD
IIP	10.3	-0.7	5.7
Mining	12.3	-3.9	8.3
Manufacturing	9.3	-0.5	5.2
Electricity	15.3	1.4	7.0



**Bulk Deal As On 26/10/23**

BSE					
Security Code	Security Name	Client Name	Deal	Quantity	Price
512165	ABANSENT	ASTUTE INVESTMENT MANAGEMENT L.L.C	S	146479	142.04
512165	ABANSENT	DELIGHT INTERNATIONAL TRADING-F.Z.C	S	140000	141.73
512165	ABANSENT	PLURIS FUND LIMITED	B	288000	141.9
540718	AKM	AJAYSINH PRAVINSINH DEVDA	S	6000	49.95
540718	AKM	AJAYSINH PRAVINSINH DEVDA	B	51000	46.11
540718	AKM	KIRITKUMAR SENDHABHAI PARMAR	S	24000	49.93
540718	AKM	MAHAVIR RAMESHCHANDRA CHUDASAMA	B	36000	50.04
540718	AKM	PARAMAR VAISHNAVIBEN	B	36000	49.89
540718	AKM	RAJUBHAI RAWAL	S	21000	43.76
540718	AKM	RAMESHKUMAR MOHANLALJI SONI	S	39000	50.02
538465	AMARSEC	BEBI DHARMA PADHIR	S	27800	55
532215	AXISBANK	AIA INVESTMENT TRUST AIA SINGAPORE PARTICIPATING FUND HERITAGE SGD	S	5102	968.15
532215	AXISBANK	AIA INVESTMENT TRUST AIA SINGAPORE PARTICIPATING FUND HERITAGE USD	S	10064	968.15
532215	AXISBANK	AIA INVESTMENT TRUST AIA SINGAPORE PARTICIPATING FUND USD	S	16174	968.15
532215	AXISBANK	AIA INVESTMENT TRUST-AIA SINGAPORE PARTICIPATING FUND SGD	S	192047	968.15
532215	AXISBANK	AIA VCC - AIA ASIAN EQUITY FUND	B	223387	968.15
500034	BAJFINANCE	AIA INVESTMENT TRUST AIA SINGAPORE PARTICIPATING FUND HERITAGE SGD	S	375	7442.3
500034	BAJFINANCE	AIA INVESTMENT TRUST AIA SINGAPORE PARTICIPATING FUND HERITAGE USD	S	712	7442.3
500034	BAJFINANCE	AIA INVESTMENT TRUST AIA SINGAPORE PARTICIPATING FUND USD	S	978	7442.3
500034	BAJFINANCE	AIA INVESTMENT TRUST-AIA SINGAPORE PARTICIPATING FUND SGD	S	12936	7442.3
500034	BAJFINANCE	AIA VCC - AIA ASIAN EQUITY FUND	B	15001	7442.3
532454	BHARTIARTL	AIA INVESTMENT TRUST AIA SINGAPORE PARTICIPATING FUND HERITAGE SGD	S	6622	911.15
532454	BHARTIARTL	AIA INVESTMENT TRUST AIA SINGAPORE PARTICIPATING FUND HERITAGE USD	S	12864	911.15
532454	BHARTIARTL	AIA INVESTMENT TRUST AIA SINGAPORE PARTICIPATING FUND USD	S	20715	911.15
532454	BHARTIARTL	AIA INVESTMENT TRUST-AIA SINGAPORE PARTICIPATING FUND SGD	S	244008	911.15
532454	BHARTIARTL	AIA VCC - AIA ASIAN EQUITY FUND	B	284209	911.15
543435	CLARA	MERU INVESTMENT FUND PCC-CELL 1	B	20750	175
543435	CLARA	SHERWOOD SECURITIES PVT LTD	S	23240	174.93
543435	CLARA	SHERWOOD SECURITIES PVT LTD	B	2080	171.2
500124	DRREDDY	AIA INVESTMENT TRUST AIA SINGAPORE PARTICIPATING FUND HERITAGE SGD	S	428	5355.2
500124	DRREDDY	AIA INVESTMENT TRUST AIA SINGAPORE PARTICIPATING FUND HERITAGE USD	S	836	5355.2
500124	DRREDDY	AIA INVESTMENT TRUST AIA SINGAPORE PARTICIPATING FUND USD	S	1551	5355.2
500124	DRREDDY	AIA INVESTMENT TRUST-AIA SINGAPORE PARTICIPATING FUND SGD	S	17456	5355.2
500124	DRREDDY	AIA VCC - AIA ASIAN EQUITY FUND	B	20271	5355.2
540190	FRANKLININD	MANISHA NITINKUMAR SHAH	S	31336	37.18
540190	FRANKLININD	NITIN DALPAT LAL SHAH	S	23490	37.18
540190	FRANKLININD	RANI CHAKRABORTY	B	23000	37.18

500180	HDFCBANK	AIA INVESTMENT TRUST AIA SINGAPORE PARTICIPATING FUND HERITAGE SGD	S	4664	1471.35
500180	HDFCBANK	AIA INVESTMENT TRUST AIA SINGAPORE PARTICIPATING FUND HERITAGE USD	S	9061	1471.35
500180	HDFCBANK	AIA INVESTMENT TRUST AIA SINGAPORE PARTICIPATING FUND USD	S	14482	1471.35
500180	HDFCBANK	AIA INVESTMENT TRUST-AIA SINGAPORE PARTICIPATING FUND SGD	S	161381	1471.35
500180	HDFCBANK	AIA VCC - AIA ASIAN EQUITY FUND	B	189588	1471.35
514010	HIMFIBP	ANISHA FINCAP CONSULTANTS LLP	B	768000	15.89
514010	HIMFIBP	BRIJESHWARI TEXTILES PRIVATE LIMITED	S	2139000	15.89
514010	HIMFIBP	VISTA FURNISHING LIMITED	B	918000	15.89
500696	HINDUNILVR	AIA INVESTMENT TRUST AIA SINGAPORE PARTICIPATING FUND HERITAGE SGD	S	3002	2479.95
500696	HINDUNILVR	AIA INVESTMENT TRUST AIA SINGAPORE PARTICIPATING FUND HERITAGE USD	S	5797	2479.95
500696	HINDUNILVR	AIA INVESTMENT TRUST AIA SINGAPORE PARTICIPATING FUND USD	S	10157	2479.95
500696	HINDUNILVR	AIA INVESTMENT TRUST-AIA SINGAPORE PARTICIPATING FUND SGD	S	117561	2479.95
500696	HINDUNILVR	AIA VCC - AIA ASIAN EQUITY FUND	B	136517	2479.95
532174	ICICIBANK	AIA INVESTMENT TRUST AIA SINGAPORE PARTICIPATING FUND HERITAGE SGD	S	11127	900.9
532174	ICICIBANK	AIA INVESTMENT TRUST AIA SINGAPORE PARTICIPATING FUND HERITAGE USD	S	21748	900.9
532174	ICICIBANK	AIA INVESTMENT TRUST AIA SINGAPORE PARTICIPATING FUND USD	S	35342	900.9
532174	ICICIBANK	AIA INVESTMENT TRUST-AIA SINGAPORE PARTICIPATING FUND SGD	S	422970	900.9
532174	ICICIBANK	AIA VCC - AIA ASIAN EQUITY FUND	B	491187	900.9
531505	INDERGR	SYKES AND RAY EQUITIES (INDIA) LIMITED	S	48887	66.4
500209	INFY	AIA INVESTMENT TRUST AIA SINGAPORE PARTICIPATING FUND HERITAGE SGD	S	6868	1363.9
500209	INFY	AIA INVESTMENT TRUST AIA SINGAPORE PARTICIPATING FUND HERITAGE USD	S	12775	1363.9
500209	INFY	AIA INVESTMENT TRUST AIA SINGAPORE PARTICIPATING FUND USD	S	22027	1363.9
500209	INFY	AIA INVESTMENT TRUST-AIA SINGAPORE PARTICIPATING FUND SGD	S	255861	1363.9
500209	INFY	AIA VCC - AIA ASIAN EQUITY FUND	B	297531	1363.9
532825	JAGJANANI	MULTIPLIER SHARE & STOCK ADVISORS PRIVATE LIMITED	B	100000	15.03
532825	JAGJANANI	RUCHIRA GOYAL	S	86000	15.03
532825	JAGJANANI	STOCK VERTEX VENTURES	S	103221	15.03
538539	JTAPARIA	ANILKUMAR	B	106125	67.67
538539	JTAPARIA	VISHAL BIPINCHANDRA DOSHI	S	81325	67.67
538539	JTAPARIA	VISHAL BIPINCHANDRA DOSHI	B	1000	67.67
500510	LT	AIA INVESTMENT TRUST AIA SINGAPORE PARTICIPATING FUND HERITAGE SGD	S	2042	2861.75
500510	LT	AIA INVESTMENT TRUST AIA SINGAPORE PARTICIPATING FUND HERITAGE USD	S	3763	2861.75
500510	LT	AIA INVESTMENT TRUST AIA SINGAPORE PARTICIPATING FUND USD	S	6451	2861.75
500510	LT	AIA INVESTMENT TRUST-AIA SINGAPORE PARTICIPATING FUND SGD	S	75418	2861.75
500510	LT	AIA VCC - AIA ASIAN EQUITY FUND	B	87674	2861.75
500520	M&M	AIA INVESTMENT TRUST AIA SINGAPORE PARTICIPATING FUND HERITAGE SGD	S	2943	1505.6
500520	M&M	AIA INVESTMENT TRUST AIA SINGAPORE PARTICIPATING FUND HERITAGE USD	S	5634	1505.6
500520	M&M	AIA INVESTMENT TRUST AIA SINGAPORE PARTICIPATING FUND USD	S	8571	1505.6
500520	M&M	AIA INVESTMENT TRUST-AIA SINGAPORE PARTICIPATING FUND SGD	S	102299	1505.6
500520	M&M	AIA VCC - AIA ASIAN EQUITY FUND	B	119447	1505.6
532500	MARUTI	AIA INVESTMENT TRUST AIA SINGAPORE PARTICIPATING FUND HERITAGE SGD	S	608	10439.5
532500	MARUTI	AIA INVESTMENT TRUST AIA SINGAPORE PARTICIPATING FUND HERITAGE USD	S	1192	10439.5

532500	MARUTI	AIA INVESTMENT TRUST AIA SINGAPORE PARTICIPATING FUND USD	S	1938	10439.5
532500	MARUTI	AIA INVESTMENT TRUST-AIA SINGAPORE PARTICIPATING FUND SGD	S	23283	10439.5
532500	MARUTI	AIA VCC - AIA ASIAN EQUITY FUND	B	27021	10439.5
511644	OMEGAIN	ANKURBANSAL	S	2837	126.5
501314	PRISMIX	BANAS FINANCE LIMITED	S	3500000	1.74
501314	PRISMIX	HANSABEN BHARATKUMAR PATEL	B	3459482	1.74
500325	RELIANCE	AIA INVESTMENT TRUST AIA SINGAPORE PARTICIPATING FUND HERITAGE SGD	S	5113	2225.45
500325	RELIANCE	AIA INVESTMENT TRUST AIA SINGAPORE PARTICIPATING FUND HERITAGE USD	S	10246	2225.45
500325	RELIANCE	AIA INVESTMENT TRUST AIA SINGAPORE PARTICIPATING FUND USD	S	16804	2225.45
500325	RELIANCE	AIA INVESTMENT TRUST-AIA SINGAPORE PARTICIPATING FUND SGD	S	194772	2225.45
500325	RELIANCE	AIA VCC - AIA ASIAN EQUITY FUND	B	226935	2225.45
543366	SBLI	HIRAL VAGHELA	S	10800	53.2
543366	SBLI	LALJIBHAI TRIVEDI	S	4800	55.86
543366	SBLI	NARMADABEN VAGHELA	B	7200	55.77
540147	SHASHIJIT	DIPAK MATHURBHAI SALVI	S	57121	37.05
531982	SPECFOOD	TIGER SALTS PRIVATE LIMITED	S	26078	72.17
541701	SUPERSHAKT	CONNECOR INVESTMENT ENTERPRISE LIMITED .	B	100200	467.81
511447	SYLPH	GODHAR RAJENDRA GANGARAM	S	3096192	3.04
511447	SYLPH	GODHAR RAJENDRA GANGARAM	B	203322	3.31
511447	SYLPH	MANOJ GUPTA	B	2515000	3.45
511447	SYLPH	MANSI SHARE & STOCK ADVISORS PRIVATE LIMITED	B	900000	2.68
511447	SYLPH	SETU SECURITIES PVT. LTD.	S	524955	2.68
511447	SYLPH	SETU SECURITIES PVT. LTD.	B	1025003	2.69
511447	SYLPH	ZEEL SANJAY SONI	S	2662670	3.11
511447	SYLPH	ZEEL SANJAY SONI	B	22900	3
532540	TCS	AIA INVESTMENT TRUST AIA SINGAPORE PARTICIPATING FUND HERITAGE SGD	S	2075	3338
532540	TCS	AIA INVESTMENT TRUST AIA SINGAPORE PARTICIPATING FUND HERITAGE USD	S	3998	3338
532540	TCS	AIA INVESTMENT TRUST AIA SINGAPORE PARTICIPATING FUND USD	S	6367	3338
532540	TCS	AIA INVESTMENT TRUST-AIA SINGAPORE PARTICIPATING FUND SGD	S	78327	3338
532540	TCS	AIA VCC - AIA ASIAN EQUITY FUND	B	90767	3338
543991	TECHKGREEN	ALACRITY SECURITIES LIMITED	S	8000	165.92
543991	TECHKGREEN	ALACRITY SECURITIES LIMITED	B	54400	170.35
500114	TITAN	AIA INVESTMENT TRUST AIA SINGAPORE PARTICIPATING FUND HERITAGE SGD	S	1032	3124.8
500114	TITAN	AIA INVESTMENT TRUST AIA SINGAPORE PARTICIPATING FUND HERITAGE USD	S	1899	3124.8
500114	TITAN	AIA INVESTMENT TRUST AIA SINGAPORE PARTICIPATING FUND USD	S	2969	3124.8
500114	TITAN	AIA INVESTMENT TRUST-AIA SINGAPORE PARTICIPATING FUND SGD	S	36605	3124.8
500114	TITAN	AIA VCC - AIA ASIAN EQUITY FUND	B	42505	3124.8
532538	ULTRACEMCO	AIA INVESTMENT TRUST AIA SINGAPORE PARTICIPATING FUND HERITAGE SGD	S	706	8182.95
532538	ULTRACEMCO	AIA INVESTMENT TRUST AIA SINGAPORE PARTICIPATING FUND HERITAGE USD	S	1393	8182.95
532538	ULTRACEMCO	AIA INVESTMENT TRUST AIA SINGAPORE PARTICIPATING FUND USD	S	2156	8182.95
532538	ULTRACEMCO	AIA INVESTMENT TRUST-AIA SINGAPORE PARTICIPATING FUND SGD	S	26096	8182.95
532538	ULTRACEMCO	AIA VCC - AIA ASIAN EQUITY FUND	B	30351	8182.95
532035	UNISTRMU	RITESH JITENDRA VASNAWALA	B	178241	14

NSE

Security Code	Security Name	Client Name	Deal	Quantity	Price
AVALON	Avalon Technologies Ltd	UNIFI FINANCIAL PVT LTD	SELL	471520	518.87
EXCEL	Excel Realty N Infra Ltd	SAHASTRAA ADVISORS PRIVATE LIMITED	SELL	14000000	0.35
GODHA	Godha Cabcon Insulat Ltd	NIKHIL RAJESH SINGH	SELL	11980218	0.81
GRASIM	Grasim Ind Ltd.	CRESTA FUND LTD	BUY	548322	1840
GRASIM	Grasim Ind Ltd.	GRIFFIN GROWTH FUND VCC	SELL	548322	1840
IBULHSGFIN	Indiabulls Hsg Fin Ltd	CAPRI GLOBAL HOLDINGS PRIVATE LIMITED	SELL	2513600	151.79
ISHAN	Ishan International Ltd	ALKABEN PRADIPKUMAR SHAH	BUY	44800	49.9
JSL	Jindal Stainless Limited	HYPNOS FUND LIMITED	SELL	1700000	459
JSL	Jindal Stainless Limited	JSL OVERSEAS LIMITED	BUY	1700000	459
PLADAINFO	Plada Infotech Services L	EVERMORE SHARE BROKING PRIVATE LIMITED	SELL	45000	45.48
PPL	Prakash Pipes Limited	ARUNA R JAIN	SELL	126344	349.14
SIMPLEXINF	Simplex Infrastructures L	VIDYA TRADECON PVT LTD	BUY	290698	66.6



**Disclosure:**

Research Reports that are published by Nirmal Bang Securities Private Limited (hereinafter referred to as "NBSPL") are for private circulation only. NBSPL is a registered Research Analyst under SEBI (Research Analyst) Regulations, 2014 having Registration no. INH000001766. NBSPL is also a registered Stock Broker with National Stock Exchange of India Limited, BSE Limited, Metropolitan Stock Exchange of India Limited, Multi Commodity Exchange of India Limited and , National Commodity and Derivative Exchange Limited in Capital Market , Equity and Commodities derivatives segments and Currency Derivatives Segment .

NBSPL has other business divisions with independent research teams separated by Chinese walls, and therefore may, at times, have different or contrary views on stocks and markets.

NBSPL or its associates have not been debarred / suspended by SEBI or any other regulatory authority for accessing / dealing in securities Market since last 20 years. NBSPL, its associates or analyst or his relatives do not hold any financial interest (Except Investment) in the subject company. NBSPL or its associates or Analyst do not have any conflict or material conflict of interest at the time of publication of the research report with the subject company. NBSPL or its associates or Analyst or his relatives may or may not hold beneficial ownership of 1% or more in the subject company at the end of the month immediately preceding the date of publication of this research report.

NBSPL or its associates / analyst has not received any compensation / managed or co-managed public offering of securities of the company covered by Analyst during the past twelve months. NBSPL or its associates have not received any compensation or other benefits from the company covered by Analyst or third party in connection with the research report. Analyst has not served as an officer, director or employee of Subject Company. NBSPL / analyst has not been engaged in market making activity of the subject company.

**Analyst Certification:** The research analysts and authors of these reports, hereby certify that the views expressed in this research report accurately reflects my/our personal views about the subject securities, issuers, products, sectors or industries. It is also certified that no part of the compensation of the analyst(s) was, is, or will be directly or indirectly related to the inclusion of specific recommendations or views in this research. The analyst(s) principally responsible for the preparation of this research report and has taken reasonable care to achieve and maintain independence and objectivity in making any recommendations.

**Disclaimer:**

The Research Report is for the personal information of the authorized recipient and does not construe to be any investment, legal or taxation advice. NBSPL is not soliciting any action based upon it. Nothing in the research report shall be construed as a solicitation to buy or sell any security or product, or to engage in or refrain from engaging in any such transaction. In preparing the research report, we did not take into account the investment objectives, financial situation and particular needs of the reader.

The research report has been prepared for the general use of the clients of NBSPL and must not be copied, either in whole or in part, or distributed or redistributed to any other person in any form. If you are not the intended recipient you must not use or disclose the information in the research report in any way. Though disseminated to all the customers simultaneously, not all customers may receive the research report at the same time. NBSPL will not treat recipients as customers by virtue of their receiving the research report. The research report is not directed or intended for distribution to or use by any person or entity resident in a state, country or any jurisdiction, where such distribution, publication, availability or use would be contrary to law, regulation or which would subject NBSPL & its group companies to registration or licensing requirements within such jurisdictions.

The report is based on the information obtained from sources believed to be reliable, but we do not make any representation or warranty that it is accurate, complete or up-to-date and it should not be relied upon as such. We accept no obligation to correct or update the information or opinions in it. NBSPL or any of its affiliates or employees shall not be in any way responsible for any loss or damage that may arise to any person from any inadvertent error in the information contained in the research report. NBSPL or any of its affiliates or employees do not provide, at any time, any express or implied warranty of any kind, regarding any matter pertaining to this report, including without limitation the implied warranties of merchantability, fitness for a particular purpose, and non-infringement. The recipients of the research report should rely on their own investigations.

This information is subject to change without any prior notice. NBSPL reserves its absolute discretion and right to make or refrain from making modifications and alterations to this statement from time to time. Nevertheless, NBSPL is committed to providing independent and transparent recommendations to its clients, and would be happy to provide information in response to specific client queries.

Before making an investment decision on the basis of research report, the reader needs to consider, with or without the assistance of an adviser, whether the advice is appropriate in light of their particular investment needs, objectives and financial circumstances. There are risks involved in securities trading. The price of securities can and does fluctuate, and an individual security may even become valueless. International investors are reminded of the additional risks inherent in international investments, such as currency fluctuations and international stock market or economic conditions, which may adversely affect the value of the investment. Opinions expressed are subject to change without any notice. Neither the company nor the director or the employees of NBSPL accept any liability whatsoever for any direct, indirect, consequential or other loss arising from any use of the research report and/or further communication in relation to the research report. Here it may be noted that neither NBSPL, nor its directors, employees, agents or representatives shall be liable for any damages whether direct or indirect, incidental, special or consequential including lost revenue or lost profit that may arise from or in connection with the use of the information contained in the research report.

Copyright of this document vests exclusively with NBSPL.

Our reports are also available on our website

Registration granted by SEBI and certification from NISM in no way guarantee performance of NBSPL or provide any assurance of returns to investors.

**Nirmal Bang Research (Division of Nirmal Bang Securities Pvt. Ltd.)**

B-2, 301/302, Marathon Innova,  
Opp. Peninsula Corporate Park  
Off. Ganpatrao Kadam Marg  
Lower Parel(W), Mumbai-400013  
Board No. : 91 22 6723 8000/8001  
Fax. : 022 6723 8010